



XOHyb SMD QEN79

Defense airborne – Crystal oscillator – XO
General Specification (rev-A)

▣ Description	P02
▣ Marking	P02
▣ Mechanical drawing and Pin out	P03
▣ Reflow Soldering Profile	P03



XOHyb SMD QEN79

Defense airborne – Crystal oscillator – XO
General Specification (rev-A)

June 25th , 2007



- True Hybrid product with die and wire bonding to a ceramic substrate
- 3 points crystal resonator, seam sealing cover.
- Case type (s) : SMD package 4 J lead 14 x 9 x 3.37mm typical
- Frequency Range : 1.75MHz to 80MHz
- Temperature Range : from -40°C to +85°C up to -55° C to +125°C
- Overall Frequency Stability vs. Temperature Range : +/-50 to +/-100ppm
Including calibration at 25°C and load and power supply changes
- Ageing per year: +/-5ppm at 45°C first year
- Output Wave Form : square
- Supply Voltage : +3.3V or +5V
- Options available** : duty cycle 50/50; enable/disable ; tinned pins ; Screening B ; Rugged tests

Marking

QEN79 – AH RI 50 MHz DT 50 SB A /T

Supply voltage

AH : 5 V
BH :3.3V

Option

R : duty cycle between 45% and 55%
I : enable (0V : High impedance)

Frequency at 25°C +/- 2°C

between 1.5MHz and 80MHz

Temperature range

DT from -40°C to +85°C
AY from -55°C to +125°C

Absolute frequency drift

on temperature range
50 : +/- 50ppm
100 : +/- 100ppm

Screening B

according to military standard MIL STD 55310

Rugged tests

VRT : 30 cycles from -55°C to +125°C ; 10mn/level, ramp 30°C/mn
Progressive power-on test from 0V to Vcc
Hot and cold start-up additionnaly to temperature drift measurement

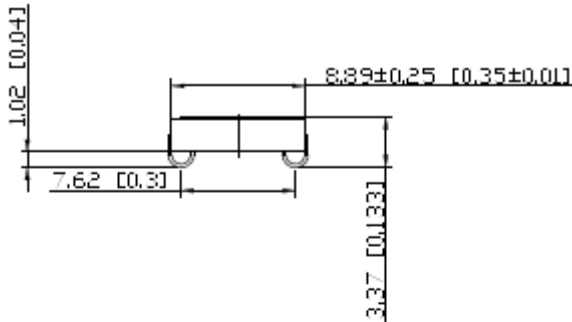
Tinned pins according to Jedec standard J-STD-0001/D

XOHyb SMD QEN79

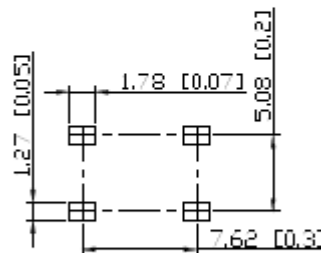
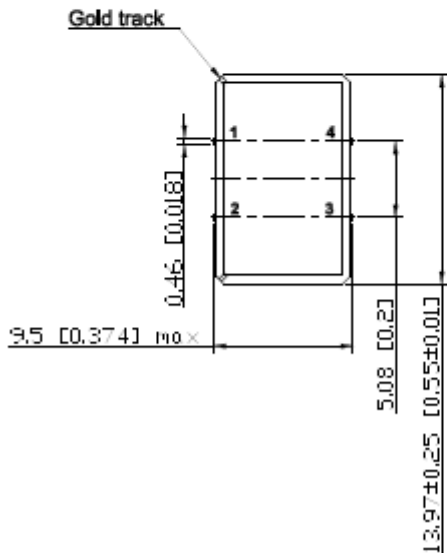
Defense airborne – Crystal oscillator – XO
General Specification (rev-A)

June 25th , 2007

▣ Mechanical drawing and Pin out



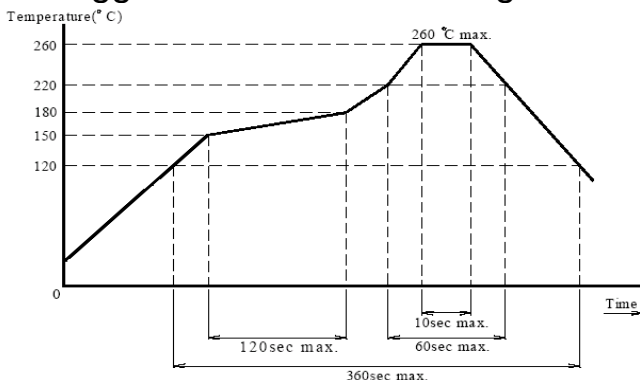
SUGGESTED PAD



Pin out

- #1 : NC or Enable/disable
- #2 : GND
- #3 : Output frequency
- #4 : Power supply

▣ Suggested Reflow Soldering Profile



Reflow soldering:
two times max